

CCN – Customer Change Notification



PRODUCT CHANGE NOTICE

PART NUMBER: (See attached Sipex Part Number list) REVISION: SOT23-3L packaged products may vary from JEDEC TO-236 Variation AB.	CCN No.: 04-1222-1
PART DESCRIPTION: (See Applicable Datasheets)	DATE: December 22, 2004
LEVEL OF CHANGE: <input type="checkbox"/> Level I, Customer Approval. <input checked="" type="checkbox"/> Level II, Customer Information.	
PRODUCT ATTRIBUTE AFFECTED: <input type="checkbox"/> Material Change <input type="checkbox"/> Data Sheet Change <input type="checkbox"/> Design Change <input checked="" type="checkbox"/> Package Change <input type="checkbox"/> Process Change <input type="checkbox"/> Packing / Shipping <input type="checkbox"/> Other, Explain:	
DESCRIPTION OF CHANGE: Sipex has qualified CET to perform assembly operations for the SOT23-3L package. Some of the CET SOT23-3L package dimensions are slightly different than the JEDEC TO-236 Variation AB standard. Please see the attached drawing. Sipex believes that the small variance will not result in any manufacturing concerns for our customers.	

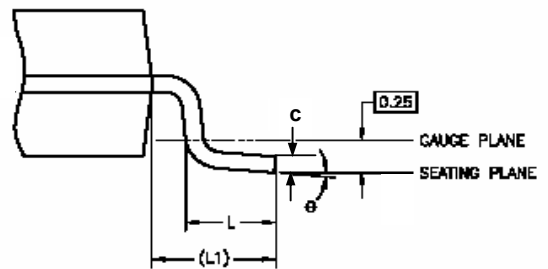
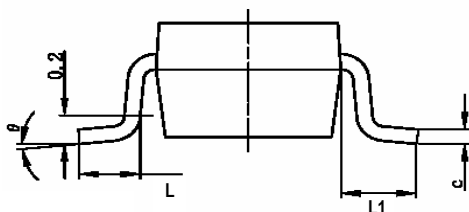
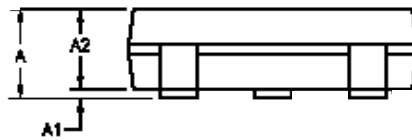
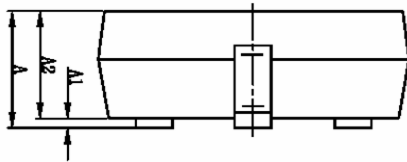
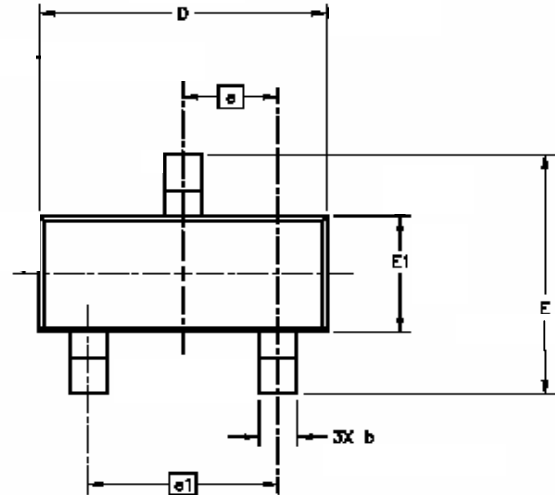
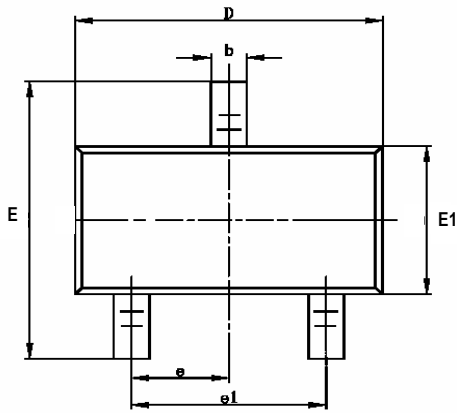
CCN – Customer Change Notification

REASON FOR CHANGE: Improved manufacturing flexibility.	
DATE OF SAMPLES AVAILABLE: See Sipex customer service for availability of specific part numbers.	DATE QUALIFICATION COMPLETED: 1/10/2005
LAST ORDER DATE FOR OLD PART: N/A, No part number change applies LAST SHIPMENT DATE OF OLD PART: N/A, No part number change applies	DATE PRODUCTION SHIPMENT COMMENCES: Estimated to be as early as February15, 2005.
EFFECTIVITY CHANGE DATE OR DATE CODE: Estimated to be as early as February15, 2005	
<input checked="" type="checkbox"/> STANDARD DISTRIBUTION <input type="checkbox"/> CUSTOM DISTRIBUTION	
PERSON TO CONTACT WITH QUESTIONS: Fred Claussen VP Quality Assurance: Phone Number: 408-935-7644 Fax Number: 408-935-7678	

SOT-23 PACKAGE								
		3 LEAD	JIANGSU CET SOT-23-3L (A)		JEDEC TO-236 Variation AB			COMMENTS
		Denote	Min. (mm)	Max. (mm)	Min. (mm)	Nor. (mm)	Max. (mm)	
1	Total package thickness	A	1.05	1.25	0.89	--	1.12	CET's is thicker than Jedec
2	Lead protrude from body plane	A1	0.00	0.10	0.01	--	0.10	Ok
3	Package body thickness	A2	1.05	1.15	0.88	0.95	1.02	CET's is thicker than Jedec
4	Lead width	b	0.30	0.40	0.30	--	0.50	Ok
5	Lead thickness	c	0.10	0.20	0.08	--	0.20	Ok
6	Package width	D	2.82	3.02	2.80	2.90	3.04	Ok
7	Total package height	E	2.65	2.95	2.10		2.64	CET's is longer than Jedec
8	Package body height	E1	1.50	1.70	1.20	1.30	1.40	CET's is longer than Jedec
9	Lead pitch of middle to end	e	0.95 TYP		0.95 BASIC			Ok
10	Lead pitch of two ends	e1	1.80	2.00	1.90 BASIC			Ok
11	Lead bent length	L	0.30	0.60	0.40	0.50	0.60	Ok
12	Total lead length	L1	0.70 REF		0.54 REF			CET's is longer than Jedec
13	Lead bent angle from seating plane	θ	0°	8°	0°	--	8°	Ok

CET SOT-23-3L

JEDEC TO-236



Sipex Part Numbers available in SOT23-3L Package

SP730CK-4-375
SP730EK-4-375
SPX1432AM
SPX1432M
SPX2431AM
SPX2431AM-L
SPX2431LAM
SPX2431LM
SPX2431M
SPX2431M-L
SPX3431M
SPX385AM-2-5
SPX385AM-5-0
SPX385M-2-5
SPX385M-5-0
SPX4040AM-2-5
SPX4040M-2-5
SPX4041AM
SPX4041M
SPX431LAM
SPX431LCM
SPX431LM
SPX432AM
SPX432AM-L
SPX432M
SPX432M-L